

# WILSONWERKS ARCHIVES

This camera manual is for reference and historical purposes, all rights reserved.

This cover page is copyrighted material. This document may not be sold or distributed without the express consent of the publisher.

©2008 wilsonwerks Llc

# POWER MODULE A

for use with Quantum Battery 1

## INSTRUCTIONS



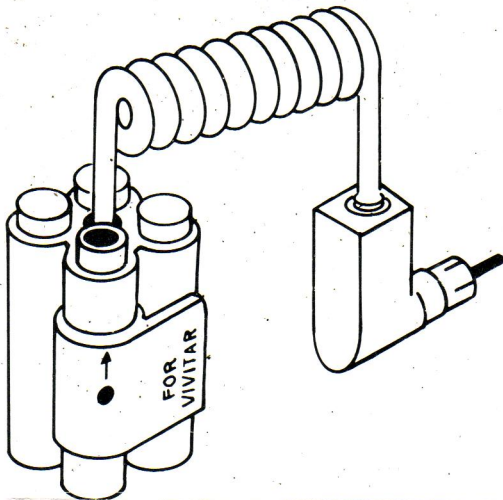
Quantum Instruments Inc.  
Garden City, NY 11530

For Vivitar flash units snap the clip onto the Power Module, as shown. The red marker on the clip should point to the red marker on the Power Module.

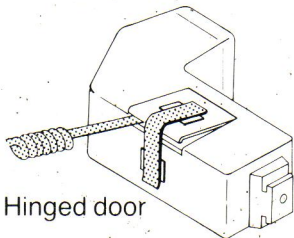
For other flash models the clip must be removed from the power module. See the Quantum Battery Operating Instructions for further directions.

Thank you,  
Quantum Instruments Inc.

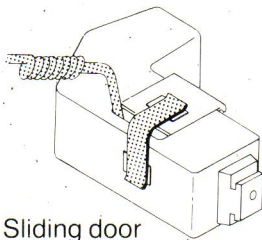
**CAUTION!** Power Module A was designed for use with the Quantum Battery. To avoid damage to your flash **DO NOT USE WITH OTHER POWER PACKS.**



To secure the Power Module:  
Use velcro fasteners provided as shown below.



Hinged door



Sliding door